

# Caribbean Information Society Networking

**CarISnet - Consortium**



## Caribbean ICT Stakeholders Virtual Community -CIVIC

### Membership Statistics and Members data base

*Prepared by CarISnet consortium, under the Carisnet2 project activities,  
implemented with the support of Canada's International Development Research Centre (IDRC)  
Version 3 August 20<sup>th</sup> 2008*

#### CONTENTS

1	Main findings.....	2
2	Census of members (historic and current).....	3
2.1	Members count .....	3
2.2	Members sex .....	3
2.3	Members main language spoken .....	4
2.4	Per country: members subscribed since creation vs. still member.....	5
2.5	Historic of approved members population .....	6
2.6	Country of residence .....	7
2.7	Members sector.....	8
3	Participation stats.....	9
3.1	Participation by Gender.....	9
3.2	Participation by Sector .....	10
3.3	Participation by Sector country .....	11
3.4	Participation per language .....	14
4	Members' data base.....	15

# 1 Main findings

- Since its creation, CIVIC has had over 370 subscriptions. It has grown steadily from 60 members when created in October 2002, with an average of 2 additions per month, and has currently 296 registered members/different emails. There is a very low un-subscription rate (thanks to the moderation?)
- There are twice as many males as females, reflecting the fact that more men are involved in ICT decision making and technology in the region. Individually women tend to participate less, but the gap is stretching (historic vs. current members).
- There is an even distribution of sectors - government, non-government, academia, business, and the donor/development community.
- Unsurprisingly, persons from the NGO and consultancy sectors are the most active participants, while government people, UN agencies, donors and regional organizations tend to be more cautious (but they remain there and listen).
- The main language is English. Many of the Spanish and French speakers are fluent in English as well. There is obvious misbalance relatively to the population/language stats of the Caribbean. Relatively higher rate of desertion among Spanish speakers.
- Participation per language of country of residence also shows more English, but followed not so far by French and Spanish.
- In general participation levels is higher than in average mailing list (some 25% of members participate occasionally or frequently, while worldwide average is of 10%) – see 2006 survey at <http://www.carisnet.org/docs/civicsurvey-en.pdf>
- Civic members reside in about 40 countries. The country with most members is Barbados, followed by Jamaica and Trinidad. Individually members residing in Trinidad are relatively more active participants.

## 2 Census of members (historic and current)

### 2.1 Members count

After revisiting the whole “self introductions”, current subscribed emails (323) and those who mails sent since 18 October 2002 to July 28, 2008.

<b>Subscriptions since CIVIC creation</b>	377
<b>Members who left CIVIC</b>	81
<b>Still registered as members (different)</b>	296
Double/changed emails + admin emails	Around 120

### 2.2 Members sex

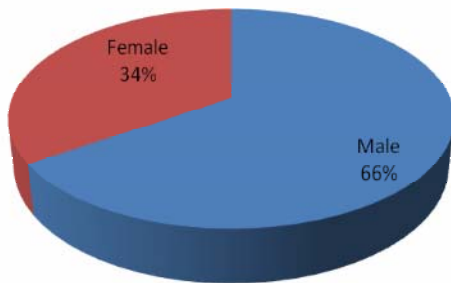
#### HISTORIC SUBSCRIPTIONS

<b>Male</b>	246
<b>Female</b>	129
<b>n/a</b>	2
<b>Total</b>	<b>377</b>

#### CURRENT

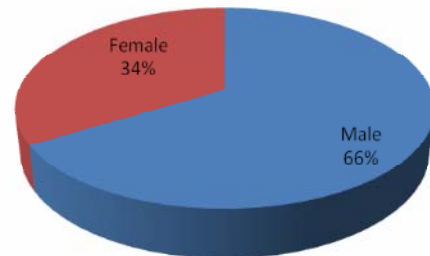
<b>Male</b>	195
<b>Female</b>	99
<b>n/a</b>	2
<b>total</b>	<b>296</b>

**Member's Sex** (since CIVIC creation)



**Figure 1**

**Members sex distribution**  
(current membership Aug 2008)



**Figure 2**

No change in proportion

## 2.3 Members main language spoken

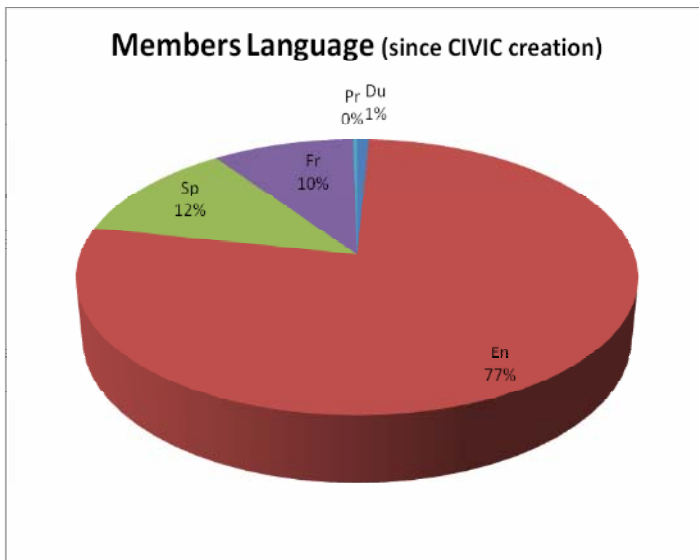


Figure 3

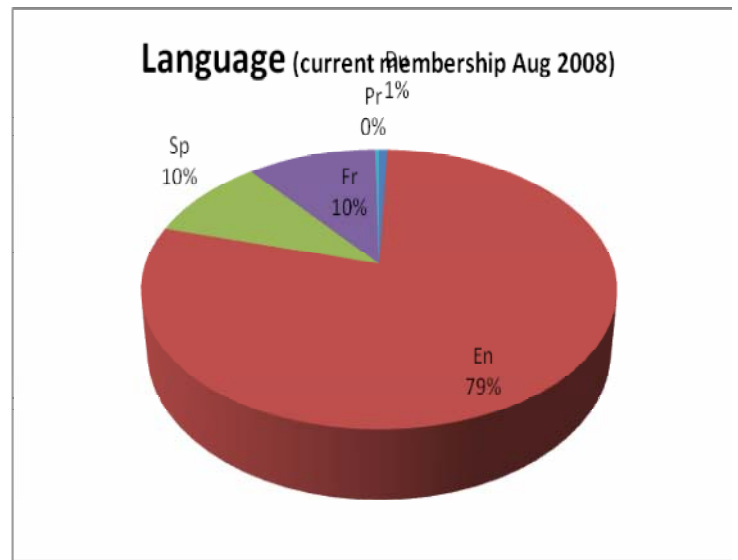


Figure 4

HISTORIC SUBSCRIPTIONS			CURRENT		
	Dutch	3		Dutch	2
	English	292		English	233
	Spanish	45		Spanish	29
	French	36		French	31
	Portuguese	1		Portuguese	1

Relatively Less Spanish speaking than English. More Spanish speakers left CIVIC

## 2.4 Per country: members subscribed since creation vs. still member

Table 1

Country	Subscribed	Still Mem bers now	Country	Subscribed	Still Mem bers now
Argentina	1	1	St. Lucia	13	11
Bolivia	1	1	Guyana	18	17
Brazil	1	1	Haiti	18	18
Cayman Islands	1	1	Antigua and Barbuda	2	1
Chile	1	1	Belgium	2	2
Colombia	1	1	Cuba	2	2
Costa Rica	1	1	España	2	1
El Salvador	1	0	Guadeloupe	2	1
Guatemala	1	0	UK	2	1
India	1	0	Venezuela	2	0
Iran	1	0	Canada	29	23
Italy	1	1	Mexico	3	1
Montserrat	1	0	Suriname	3	3
Netherlands	1	0	Uruguay	3	3
Pakistan	1	0	USA	31	20
Panama	1	1	Trinidad	32	30
Peru	1	1	Jamaica	39	33
Portugal	1	1	France	4	2
Puerto Rico	1	1	Grenada	4	3
South Africa	1	1	Martinique	4	4
Sweden	1	1	n/a	48	32
Switzerland	1	0	Dominica	5	3
Virgin Islands	1	1	Barbados	52	44
Dominican Republic	13	8	St. Vincent & the Grenadines	6	6
Belize	7	4	St. Kitts and Nevis	8	8

## 2.5 Historic of approved members population

This is only approved members; usually some 60% of requests are not followed by self introduction thus not validated.

Also system usually deletes bad/bouncing emails.

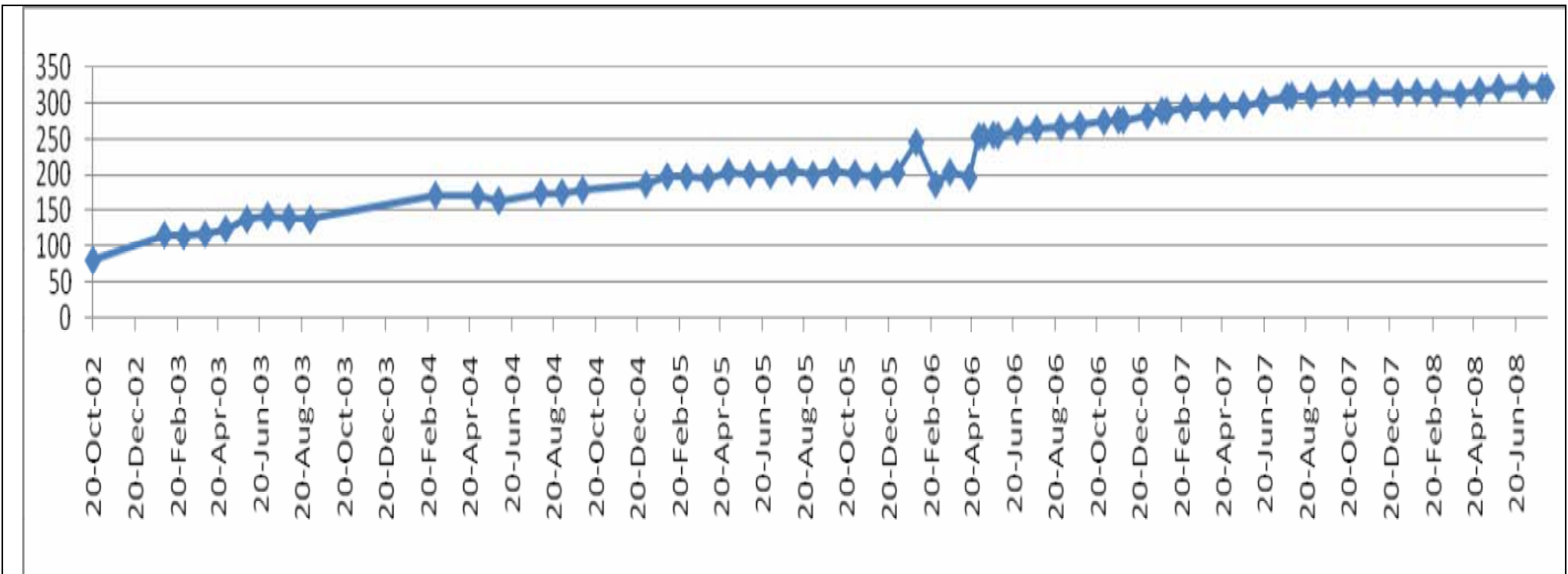


Figure 5

## 2.6 Country of residence

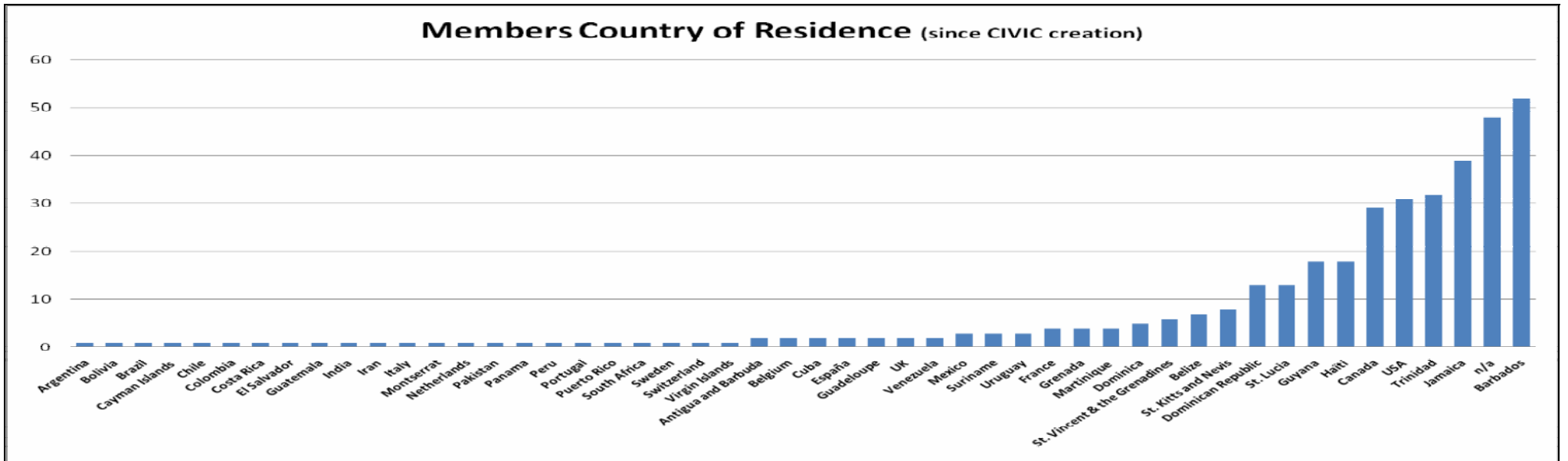


Figure 6

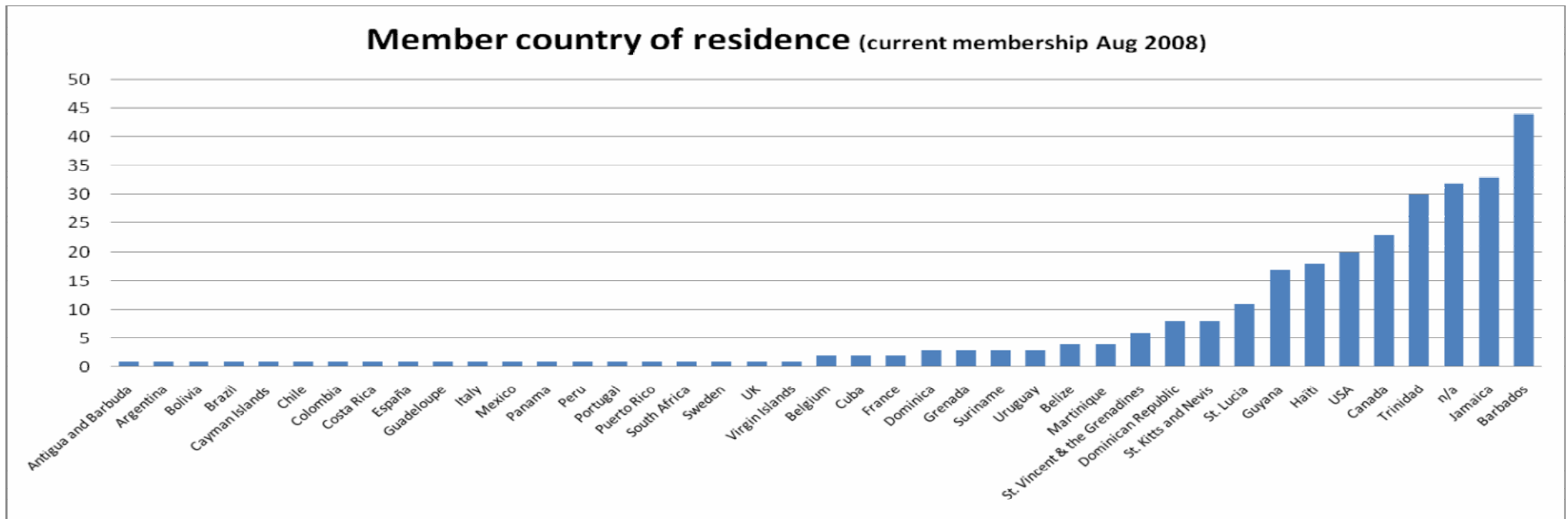


Figure 7

## 2.7 Members sector

HISTORIC SUBSCRIPTIONS		CURRENT members	
<b>ACADEMIC</b>	59	<b>ACADEMIC</b>	48
<b>BUSINESS</b>	57	<b>BUSINESS</b>	47
<b>CONSULTANT</b>	43	<b>CONSULTANT</b>	32
<b>DEV COOP / DONOR / DEV BANK</b>	36	<b>DEV COOP / DONOR / DEV BANK</b>	28
<b>GOV</b>	56	<b>GOV</b>	45
<b>INT ORG</b>	7	<b>INT ORG</b>	5
<b>n/a</b>	2	<b>n/a</b>	2
<b>NGO</b>	56	<b>NGO</b>	43
<b>REG ORG</b>	40	<b>REG ORG</b>	30
<b>UN AGENCIES</b>	21	<b>UN AGENCIES</b>	16
<b>total</b>	<b>377</b>		<b>296</b>

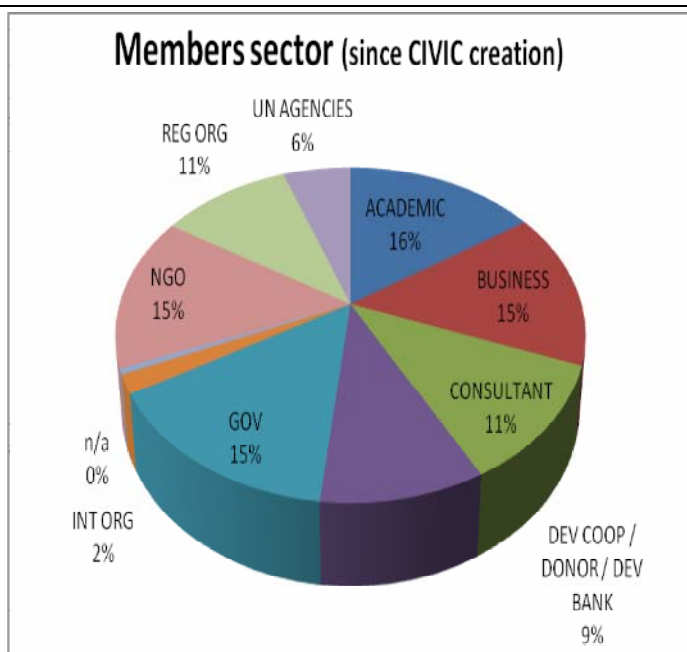


Figure 8

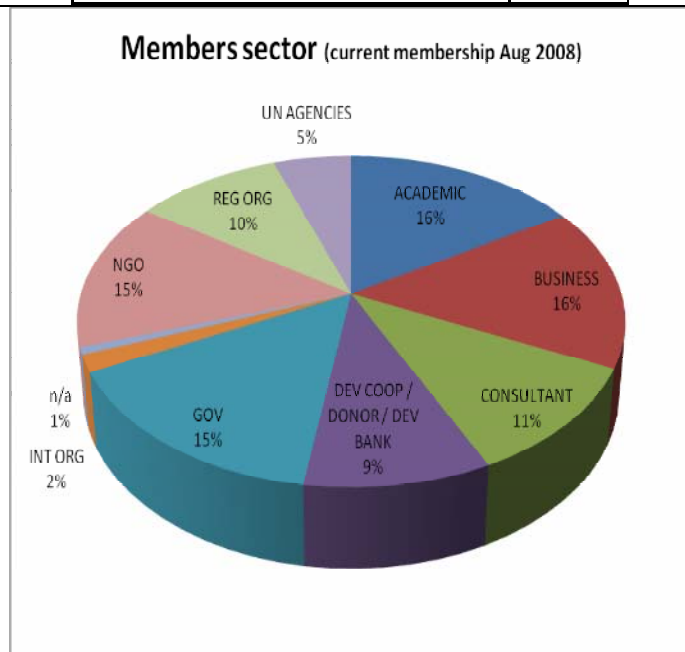


Figure 9

### 3 Participation stats

Based on counting all mails, and relative to the numbers of that category of member in total population

*(Yacine Khelladi (facilitator/animator with 1522 mails) personal and as moderator emails were excluded from mail count)*

#### 3.1 Participation by Gender

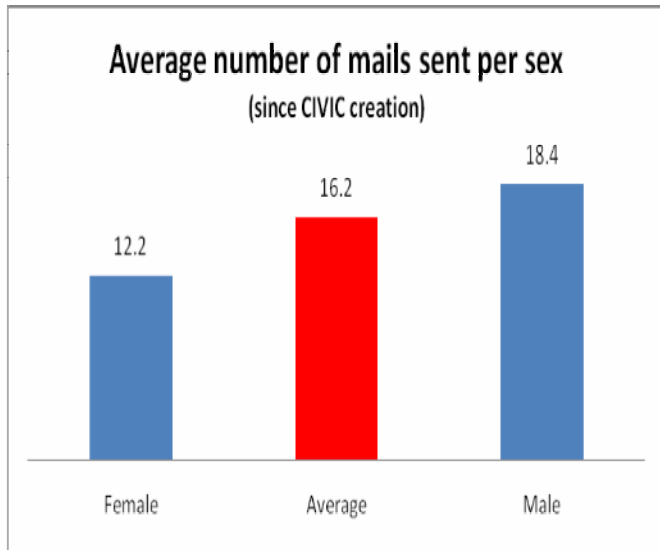


Figure 10

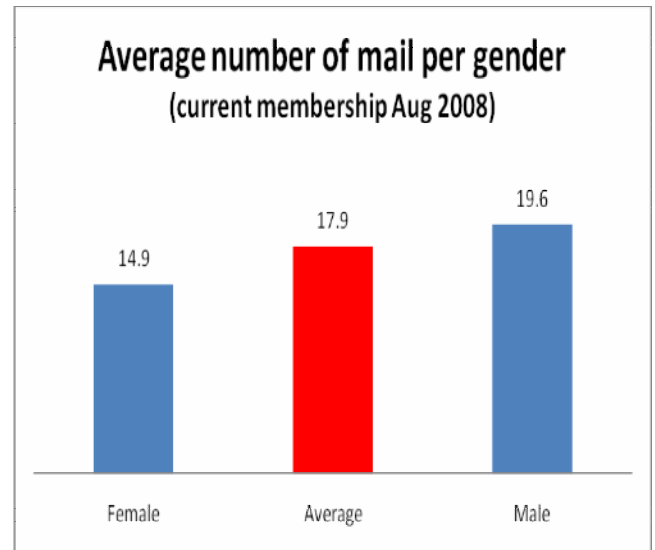


Figure 11

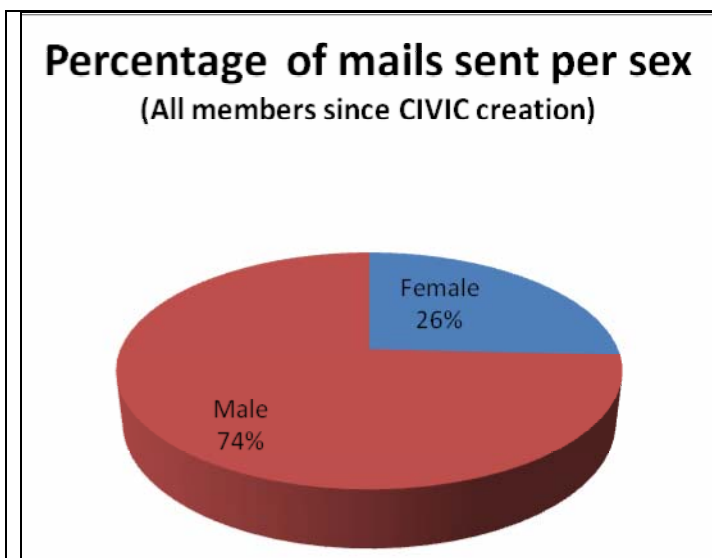


Figure 12

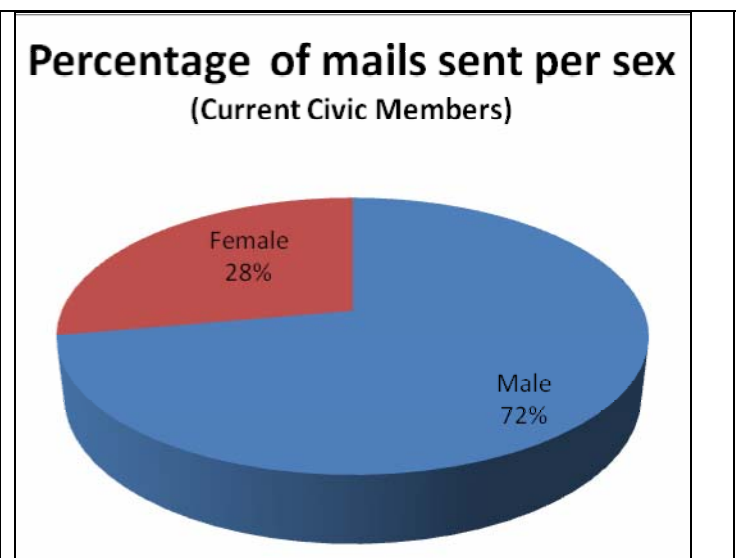


Figure 13

### 3.2 Participation by Sector

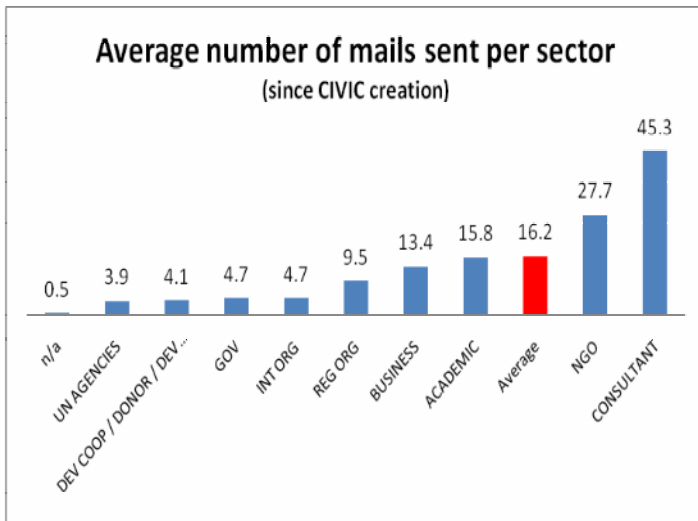


Figure 14

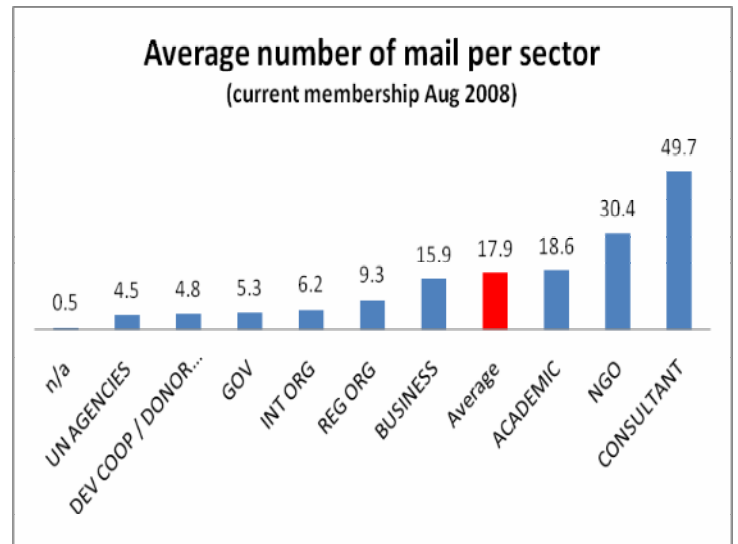


Figure 15

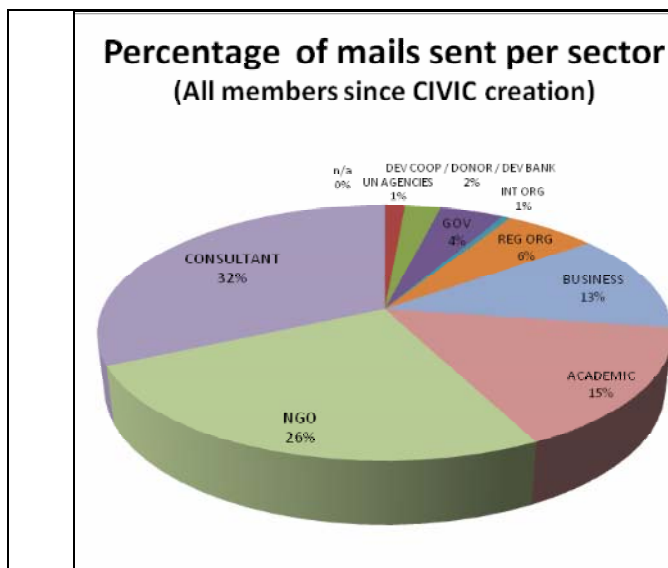


Figure 16

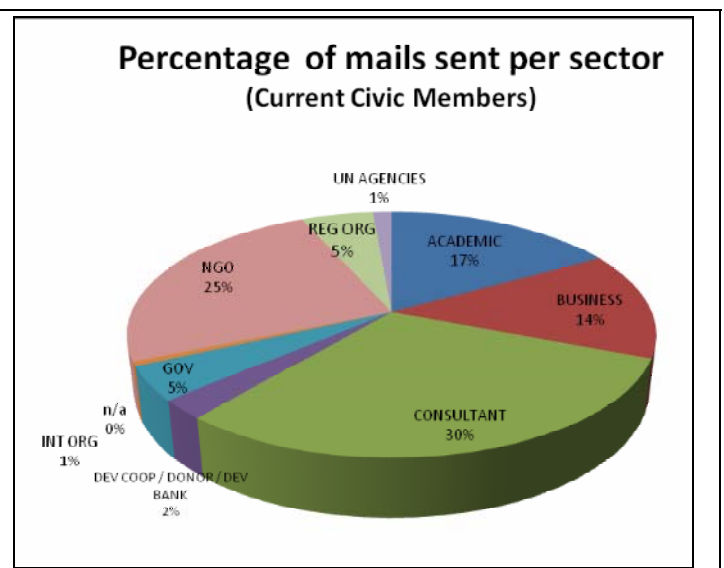


Figure 17

### 3.3 Participation by country

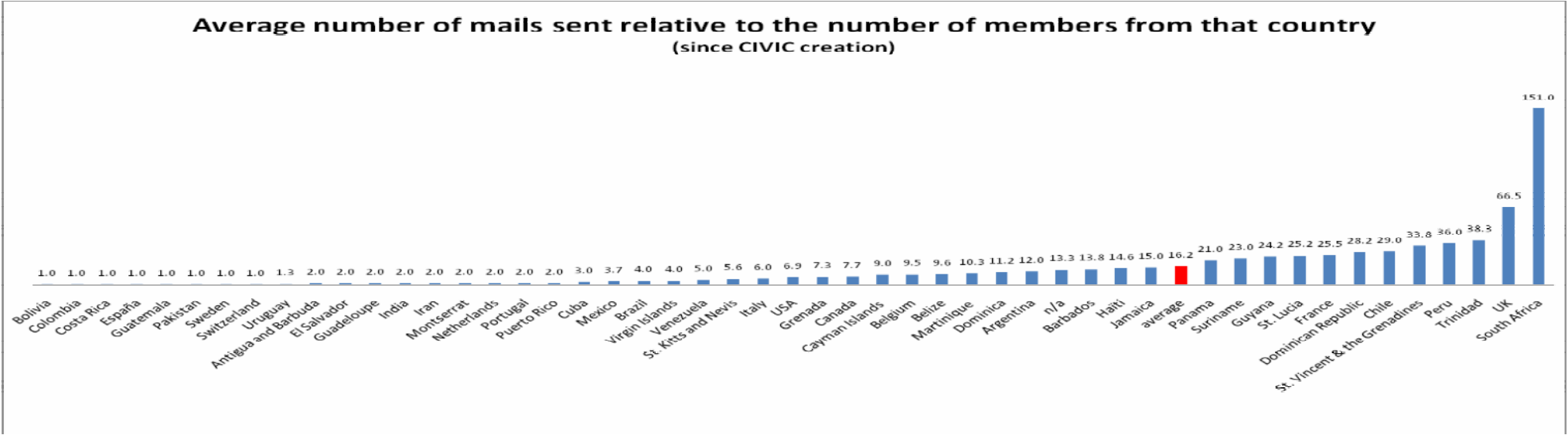


Figure 18

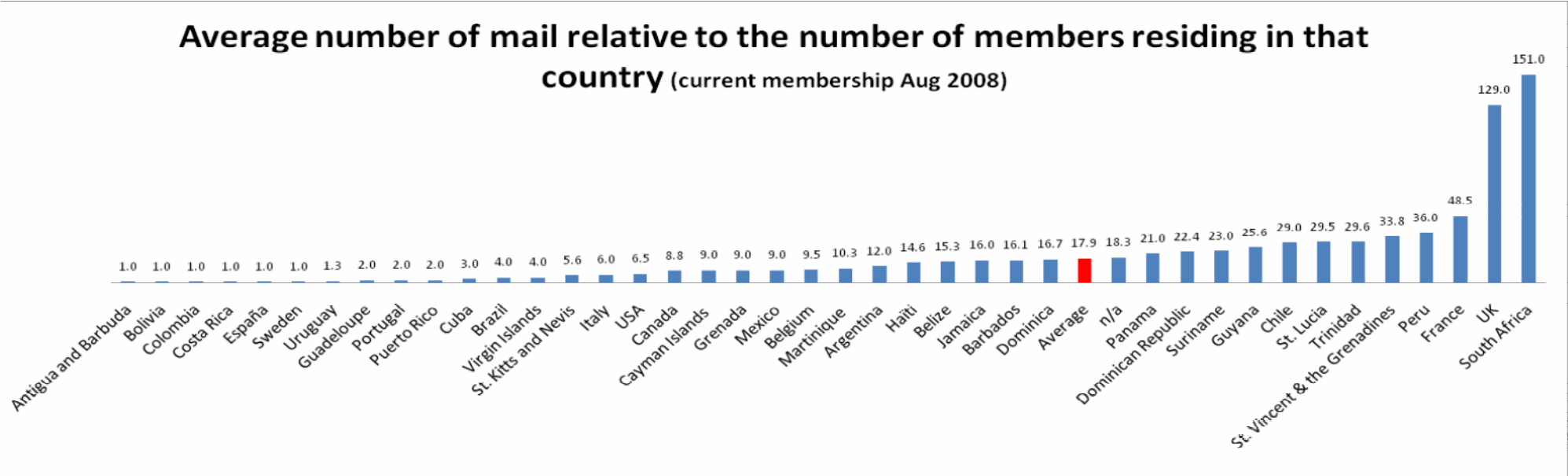


Figure 19

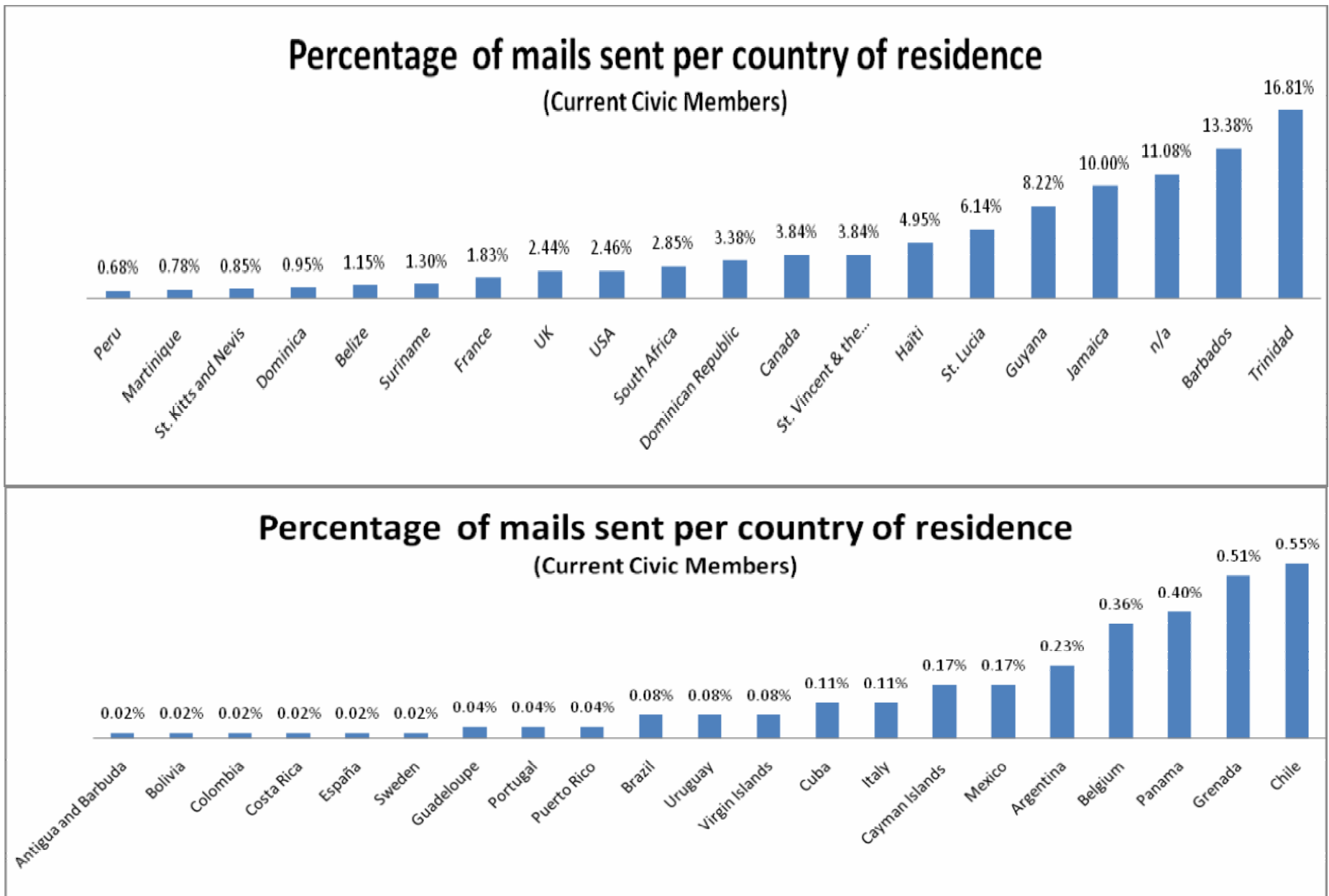
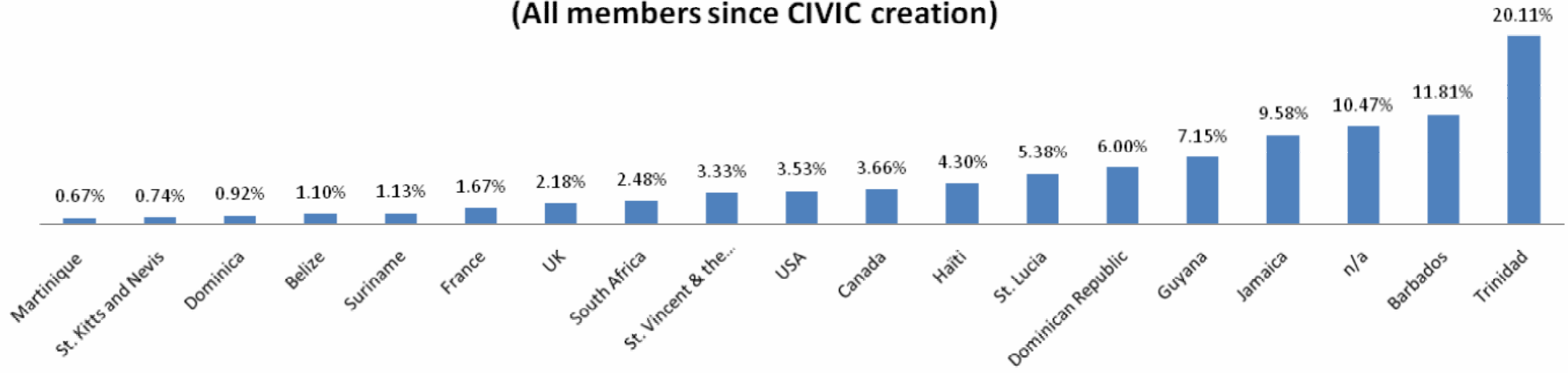


Figure 20

## Percentage of mails sent per country of residence (All members since CIVIC creation)



## Percentage of mails sent per country of residence (All members since CIVIC creation)

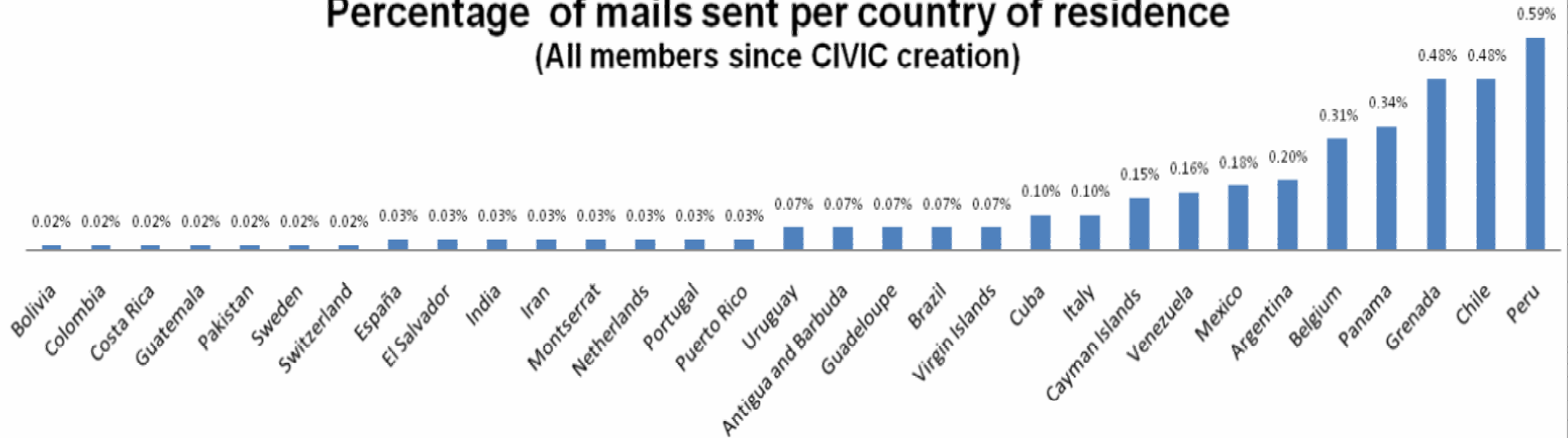


Figure 21

### 3.4 Participation per language

Average of mail sent by main language of sender / Relative to the number of members of same language of sender

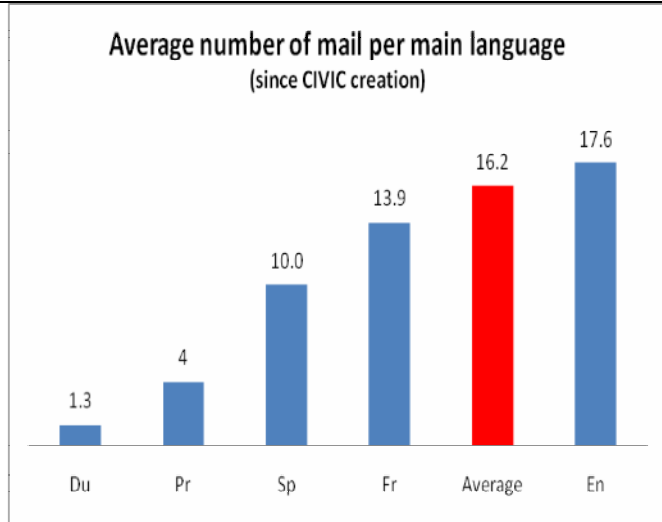


Figure 22

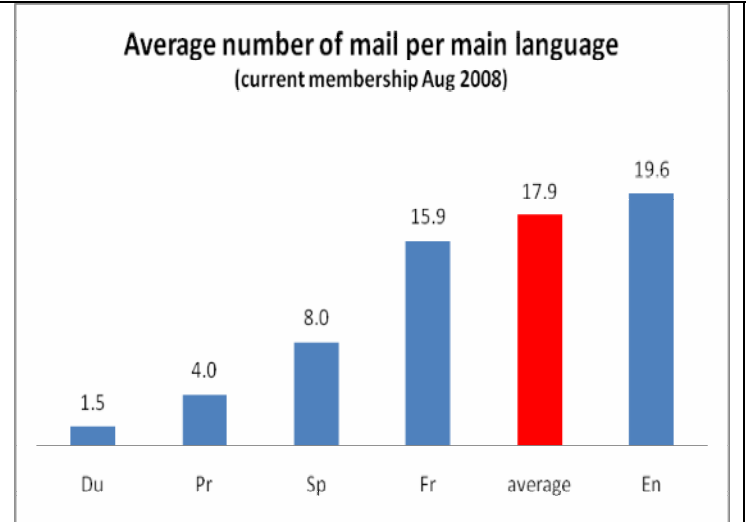


Figure 23

% of mails sent by main language of sender relative to all mains sent. (not necessarily in that language)

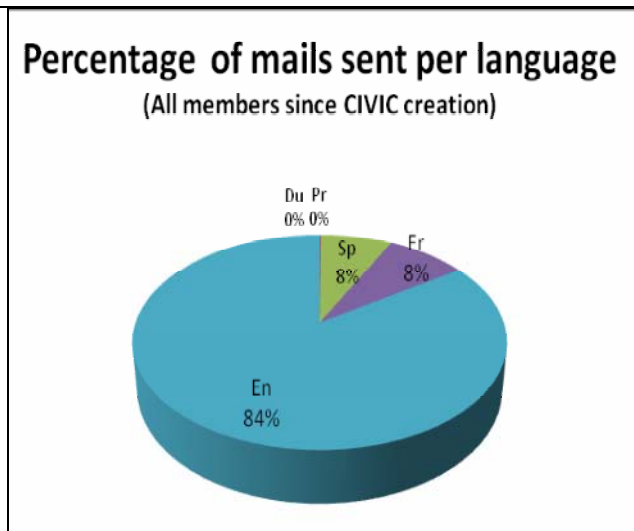


Figure 24

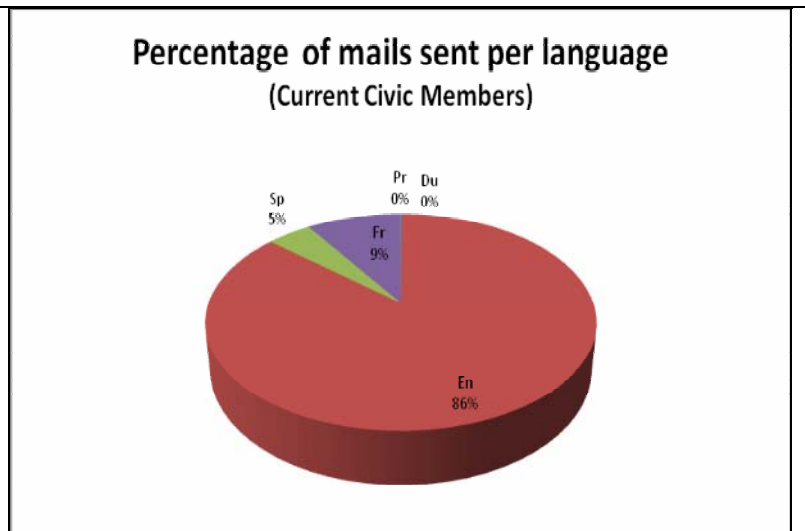


Figure 25